

NAPLAN 2017

OUR GREATEST
ACHIEVEMENT

Year 5

Reading

	Achievement Band %						Count			%	
	3	4	5	6	7	8	n	Ex	A/W	U2B	NMS
School	1.8	16.4	23.6	30.9	10.9	16.4	55	0	10	27.3	98.2
State	7.4	14.1	18.1	26.1	19.8	14.5				34.4	92.6
National	6.1	10.5	20.6	25.9	21.2	15.7				36.9	94

Writing

	Achievement Band %						Count			%	
	3	4	5	6	7	8	n	Ex	A/W	U2B	NMS
School	11.1	16.7	33.3	31.5	5.6	1.9	54	0	11	7.4	88.9
State	14.1	14.5	37.8	22.3	8.1	3.2				11.3	85.9
National	8.4	13.0	30.7	32.1	12.4	3.5				15.9	91.7

Spelling

	Achievement Band %						Count			%	
	3	4	5	6	7	8	n	Ex	A/W	U2B	NMS
School	9.1	3.6	25.5	36.4	18.2	7.3	55	0	10	25.5	90.9
State	8.5	9.8	22.5	30.5	18.0	10.8				28.7	91.5
National	6.2	9.8	21.2	28.7	22.5	11.7				34.2	93.8

Grammar & Punctuation

	Achievement Band %						Count			%	
	3	4	5	6	7	8	n	Ex	A/W	U2B	NMS
School	10.9	27.3	14.5	32.7	7.3	7.3	55	0	10	14.5	89.1
State	10.0	18.3	17.0	25.0	12.5	17.2				29.7	90
National	7.7	11.6	21.3	25.1	19.5	14.8				34.3	92.3

Numeracy

	Achievement Band %						Count			%	
	3	4	5	6	7	8	n	Ex	A/W	U2B	NMS
School	1.9	11.1	31.5	31.5	20.4	3.7	54	0	11	24.1	98.1
State	5.5	13.4	27.2	29.2	15.7	8.9				24.7	94.5
National	4.6	11.7	26.2	29.7	18.8	9.0				27.8	95.4

Year 3

Reading

	Achievement Band %						Count			%	
	1	2	3	4	5	6	n	Ex	A/W	U2B	NMS
School	5.0	15.0	25.0	22.5	20.0	12.5	40	0	11	32.5	95
State	6.9	8.7	17.8	23.1	20.1	23.4				43.5	93.1
National	4.9	7.0	14.2	22.4	23.1	28.4				51.5	95

Writing

	Achievement Band %						Count			%	
	1	2	3	4	5	6	n	Ex	A/W	U2B	NMS
School	2.5	15.0	30.0	25.0	20.0	7.5	40	0	11	27.5	97.5
State	4.9	7.9	25.4	24.4	28.8	8.7				37.4	95.1
National	4.4	5.0	16.2	29.7	30.2	14.5				44.7	95.5

Spelling

	Achievement Band %						Count			%	
	1	2	3	4	5	6	n	Ex	A/W	U2B	NMS
School	7.5	22.5	15.0	27.5	15.0	12.5	40	0	11	27.5	92.5
State	6.3	11.9	15.9	22.5	23.4	20.0				43.4	93.7
National	6.5	8.6	16.2	23.2	22.7	22.8				45.5	93.5

Grammar & Punctuation

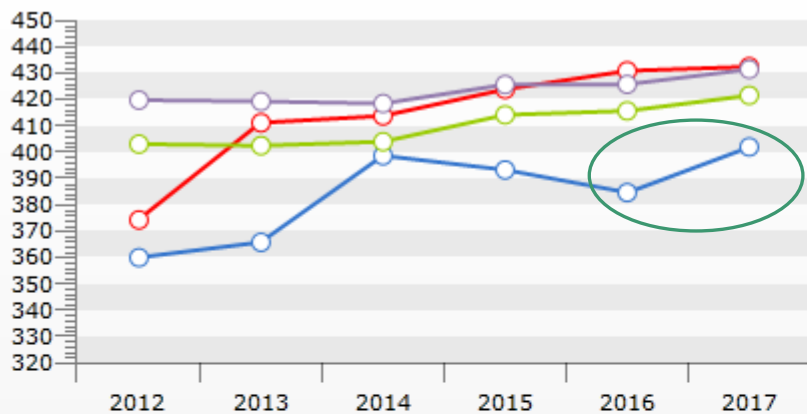
	Achievement Band %						Count			%	
	1	2	3	4	5	6	n	Ex	A/W	U2B	NMS
School	10.0	10.0	10.0	22.5	25.0	22.5	40	0	11	47.5	90
State	8.9	8.5	11.9	14.8	24.6	31.3				55.9	91.1
National	5.6	6.6	12.6	19.5	22.1	33.6				55.7	94.3

Numeracy

	Achievement Band %						Count			%	
	1	2	3	4	5	6	n	Ex	A/W	U2B	NMS
School	2.5	10.0	30.0	32.5	12.5	12.5	40	0	11	25	97.5
State	6.2	12.5	19.2	27.5	17.8	16.8				34.6	93.8
National	4.5	8.8	19.8	27.3	22.5	17.1				39.6	95.5

Year 3

Reading



Writing

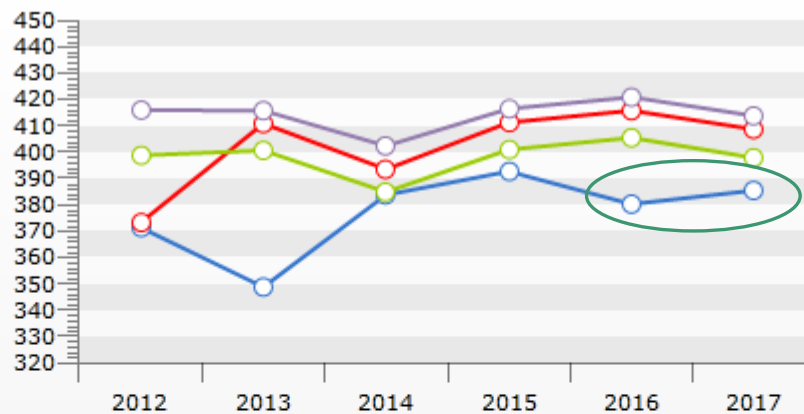


Chart Series

- School Score
- Like Schools Score
- Qld State Schools Score
- National Score

Data Labels

-
-
-
-

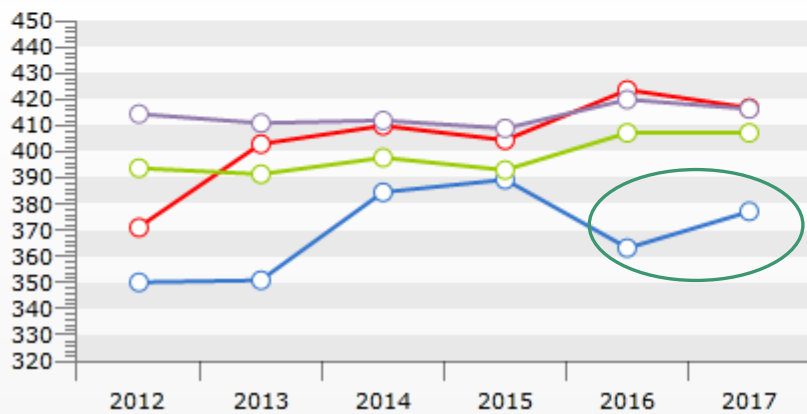
Confidence Intervals

-
-
-
-

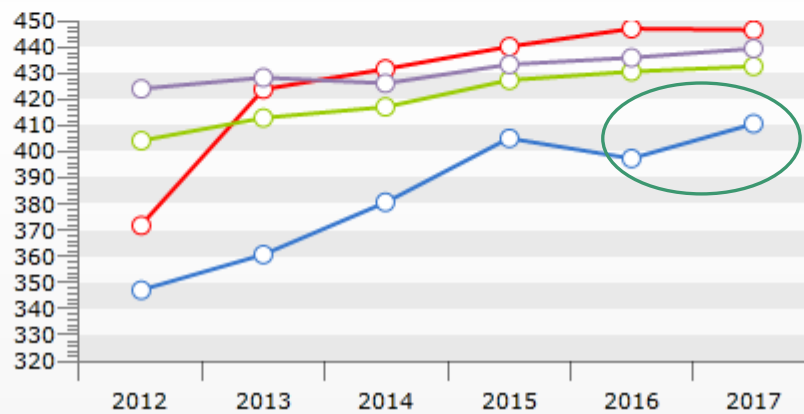
Chart Type

Line

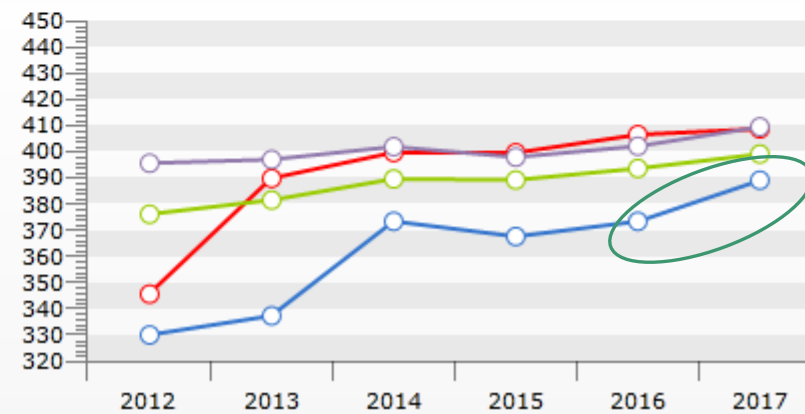
Spelling



Grammar & Punctuation

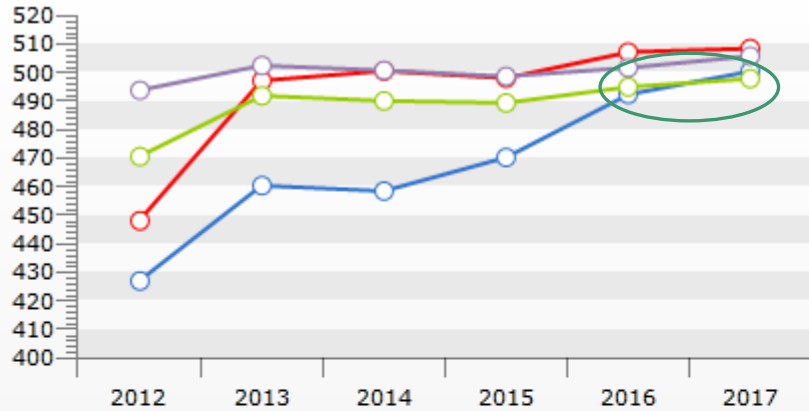


Numeracy



Year 5

Reading



Writing

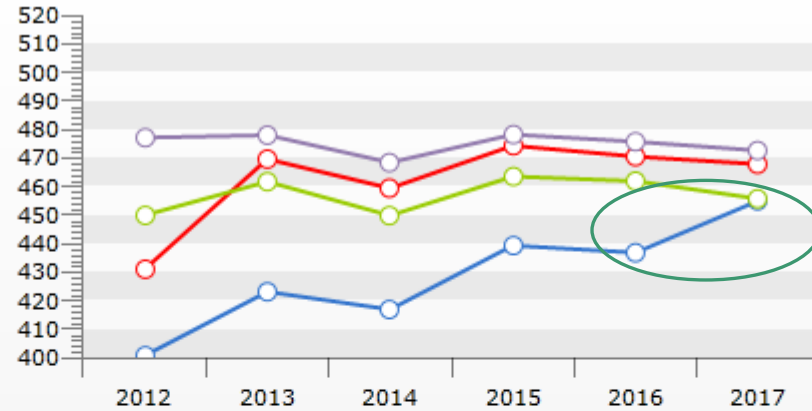


Chart Series

- School Score
- Like Schools Score
- Qld State Schools Score
- National Score

Data Labels

-
-
-
-

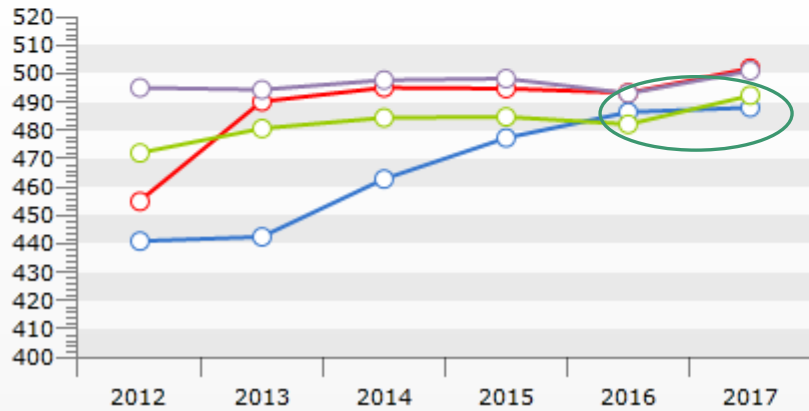
Confidence Intervals

-
-
-
-

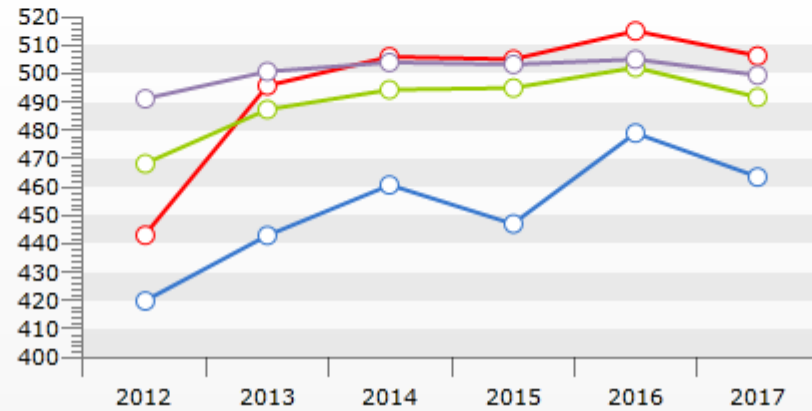
Chart Type

Line

Spelling



Grammar & Punctuation



Numeracy

